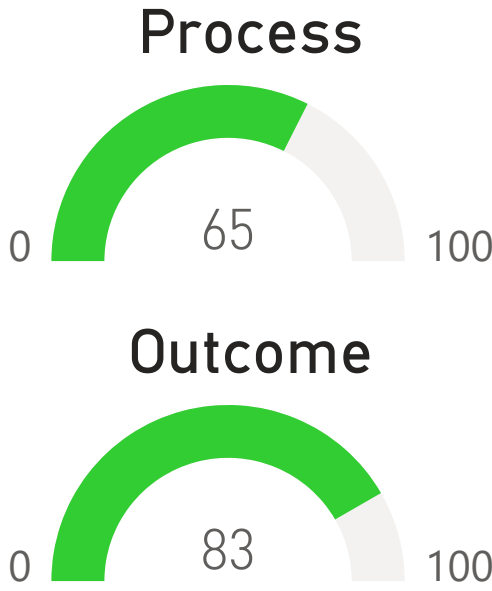
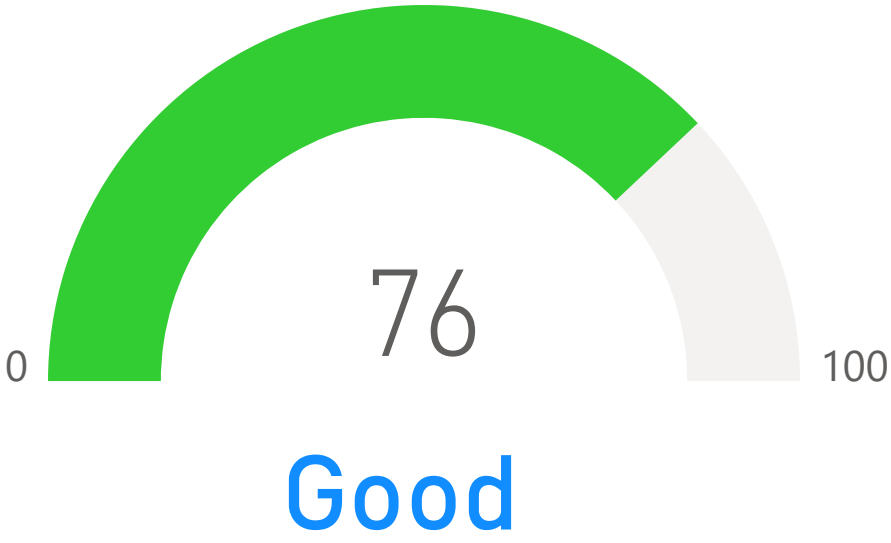
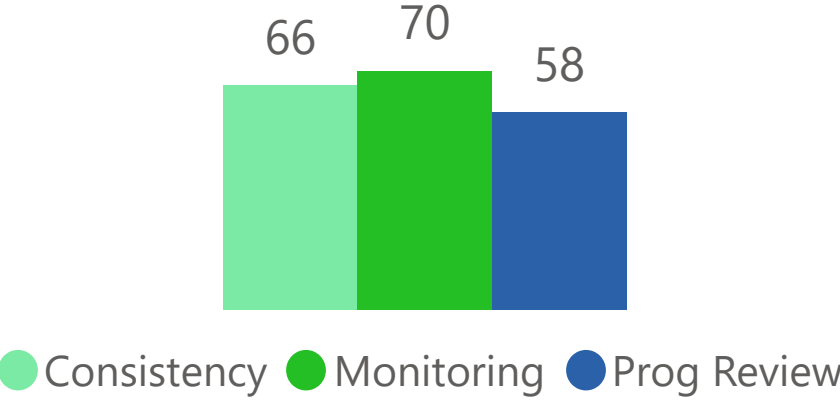


Unitec Overall QA

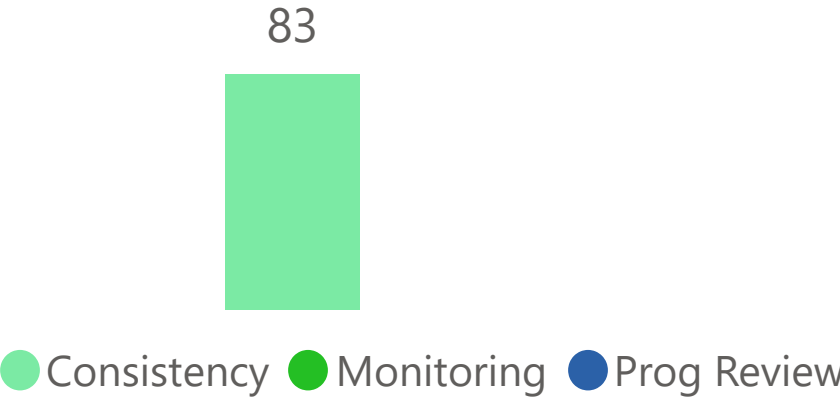
Updated 16/03/2021



Process Score by System

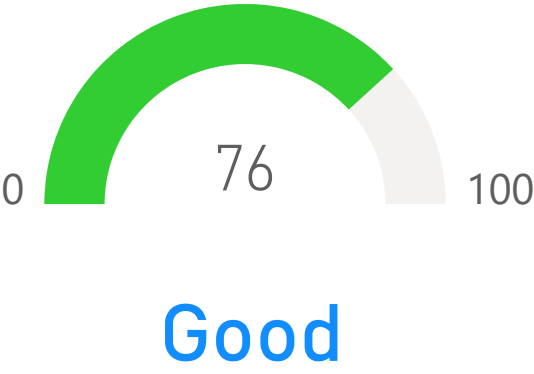


Outcome Score by System



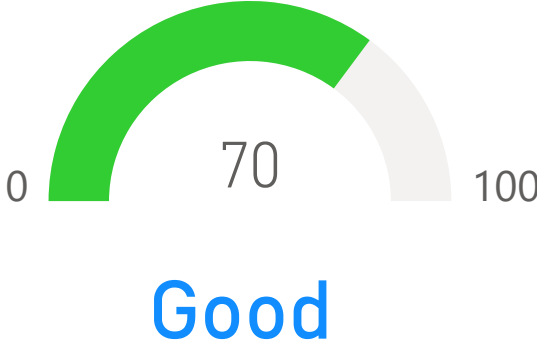
		Process				Outcome							
Consistency Review (2019-2024)	# of events	Excellent	Good	Marginal	Poor	Excellent	Good	Marginal	Poor	Process Rating Score	Outcome Rating Score	Overall Rating Score	Overall Rating
⊕ Applied Business	2		2	1		1	2			67	83	77	Good
⊕ Architecture	1		1			1		1		75	75	75	Good
⊕ Bridgepoint	3	1	3	2		2	1			71	92	83	Good
⊕ Community Studies	2												NA
⊕ Trades and Services	2		1	3		1	3			56	81	71	Good
Total	10	1	7	6		5	6	1		66	83	76	Good

Consistency Review



		Process				Outcome							
Monitoring 2021	# of events	Excellent	Good	Marginal	Poor	Excellent	Good	Marginal	Poor	Process Rating Score	Outcome Rating Score	Overall Rating Score	Overall Rating
⊕ Applied Business	10		6							75		75	Good
⊕ Architecture	5	2	2		1					75		75	Good
⊕ Building and Construction	3		3							75		75	Good
⊕ Community Studies	3		2		1					58		58	Marginal
⊕ Computing, Electrical and Applied Technology	5		3		2					55		55	Marginal
⊕ Creative Industries	6	5			1					88		88	Excellent
⊕ Environmental and Animal Sciences	2		1		1					50		50	Marginal
⊕ Health Care and Social	5		5	2						68		68	Good
Total	39	7	22	2	6					70		70	Good

Degree Monitoring



		Process				Outcome							
Prog Review (2019-2021)	# of events	Excellent	Good	Marginal	Poor	Excellent	Good	Marginal	Poor	Process Rating Score	Outcome Rating Score	Overall Rating Score	Overall Rating
⊕ Applied Business	12	6								100		100	Excellent
⊕ Architecture	5				5					25		25	Poor
⊕ Building and Construction	1	1								100		100	Excellent
⊕ Computing, Electrical and Applied Technology	5	4			1					85		85	Excellent
⊕ Creative Industries	7				7					25		25	Poor
⊕ Environmental and Animal Sciences	1				1					25		25	Poor
⊕ Health Care and Social	3	1		1	1					58		58	Marginal
Total	34	12		1	15					58		58	Marginal

Prog Review

