

Instructions for Students using the TEC Assessment Tool

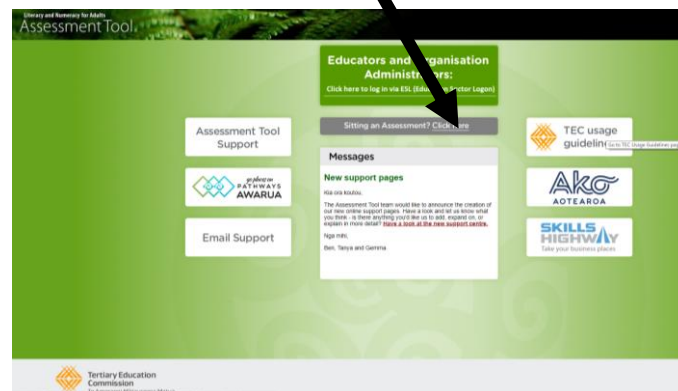
Step 1

Please enter the following URL address.

<https://assess.literacyandnumeracyforadults.com/Login.aspx>

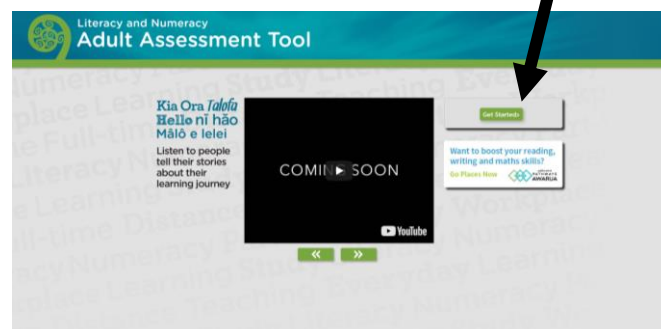
Step 2

Upon entering the above address, you will see the following screenshot of the TEC assessment Tool. Please click on the link **“Sitting an Assessment? Click here”**.



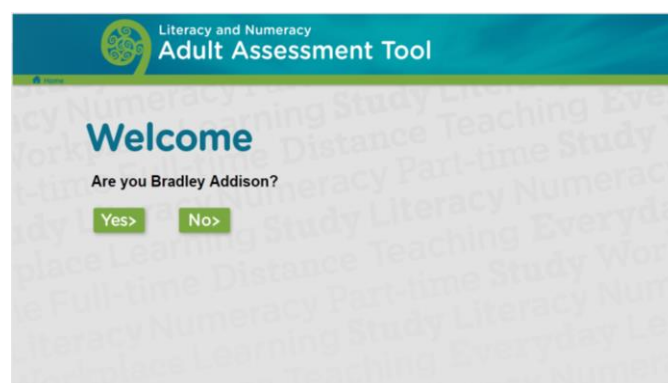
Step 3

You will be seeing the following screenshot, now click on the tab **“Get Started”**



Step 4

On this screenshot, your name appears and click Yes if it is correct.



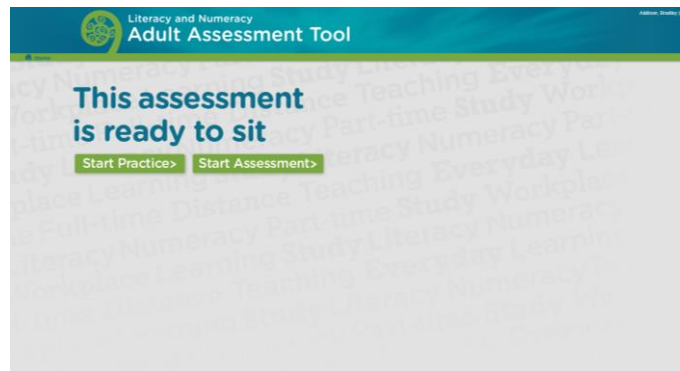
Step 5

You may try a couple of questions by clicking on “Start Practice” before starting actual assessment.



Step 6

Upon completing practice questions, you can now start actual assessment by clicking on “Start Assessment”



Once you have completed all questions you may logout. You are done. Your teacher will let you know your result later.